


ANNUAL CRIME 2009



BELIZE, CENTRAL AMERICA

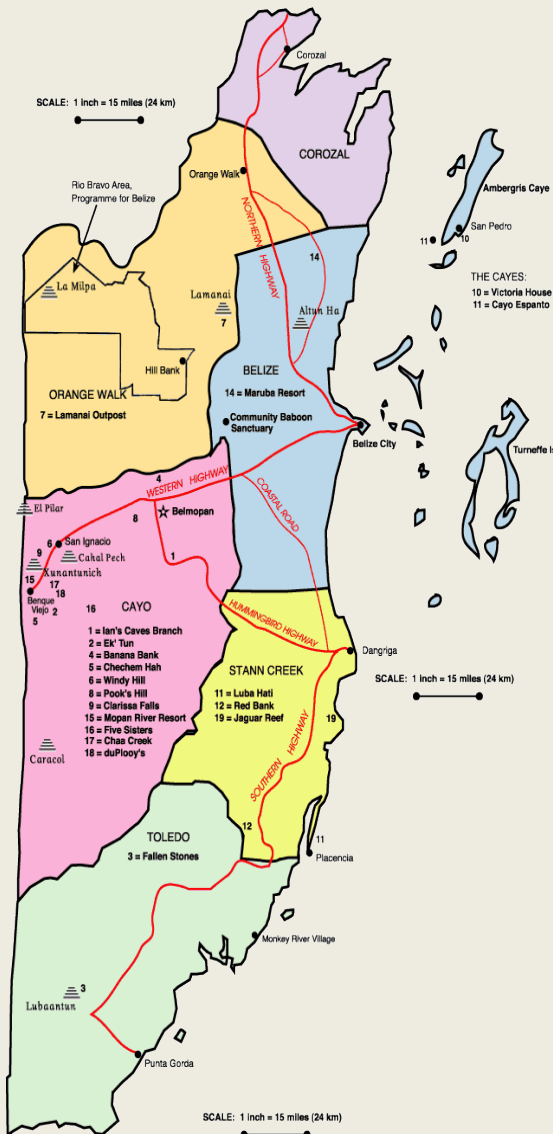
Table of Content



- Crime Summary 09
- Monthly Comparison 09
- Three Months Comparison 09
- Major Crimes Against the Person/Against Property
- Volume Crimes
- Major Crimes by Month
- Major Crimes by Region
- Arrest 09
- Detection Rate
- Major Crimes Arrest
- Comparison 08-09
- Major Crime Comparison 2000- 2009

SUMMARY

1ST JANUARY TO 31ST DECEMBER, 2009



➤ **(3567) OTHER CRIMES**

➤ **(3333) MAJOR CRIMES**

➤ **(897) SUMMARY JURISDICTION OFFENCES**

➤ **(71) CRIME CONTROL OFFENCES**

➤ **(24) LOTTERY OFFENCES**

➤ **(12) LIQUOR OFFENCES**

➤ **(1) POLLUTION REGULATION**

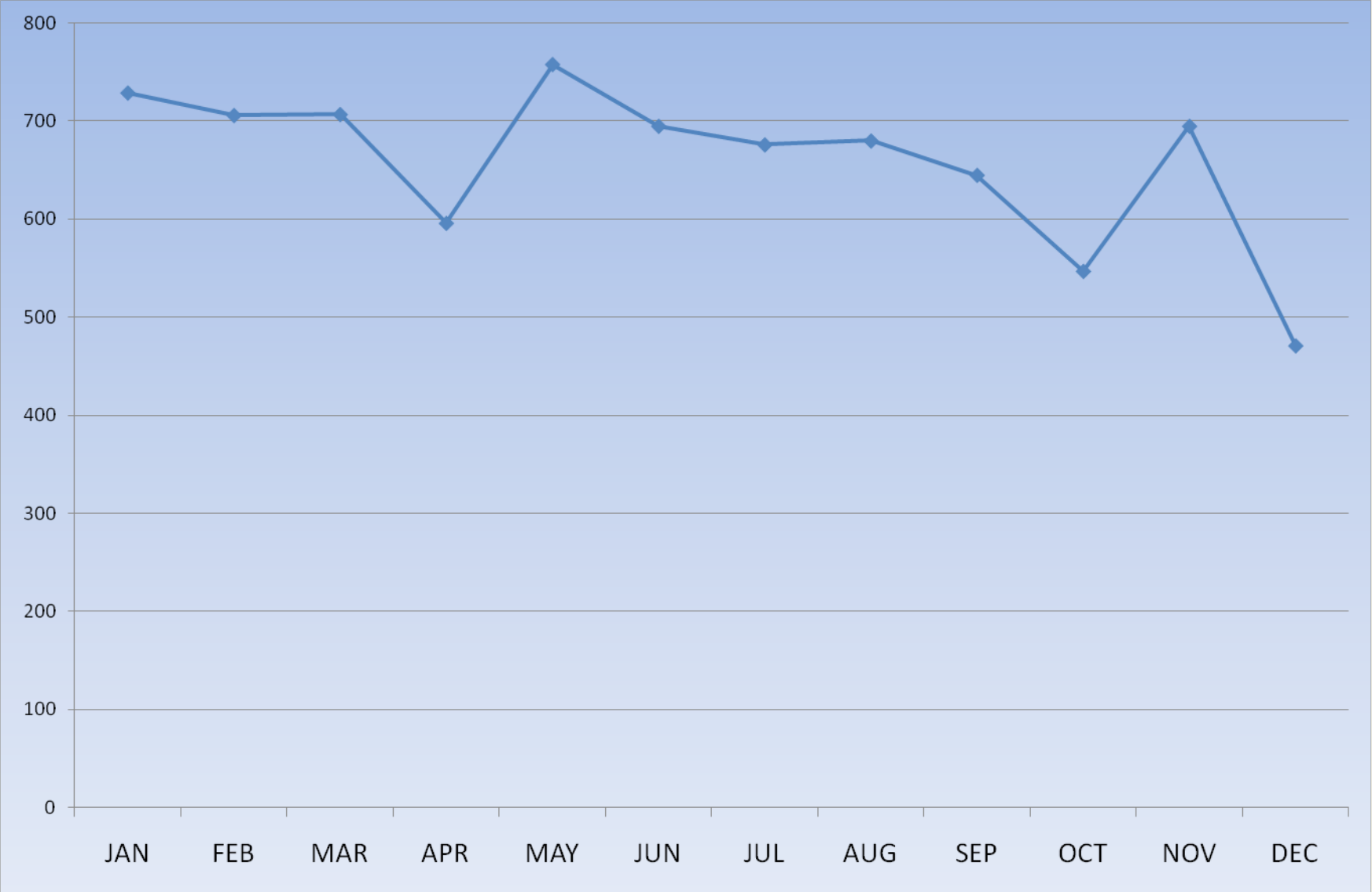
MONTHLY COMPARISON

09

CATEGORY	JAN	FEB	MAR	APR	MAY	JUN	JUL	AUG	SEP	OCT	NOV	DEC	TOTAL
OTHER CRIMES	330	325	306	273	362	320	318	303	281	249	296	204	3567
MAJOR CRIMES	331	259	321	248	296	284	272	292	289	223	303	215	3333
SJO	63	110	71	64	92	80	76	76	71	63	83	48	897
CRIME CONTROL	5	11	4	8	7	6	5	6	4	6	6	3	71
LOTTERIES CONTROL		1	4	3		4		2		6	4		24
INTOXICATING LIQUOR			1		1		5	1			3	1	12
ENVIRON. PROTEC.						1							1
TOTAL	729	706	707	596	758	695	676	680	645	547	695	471	7905

	HIGHEST
	LOWEST

MONTHLY COMPARISION



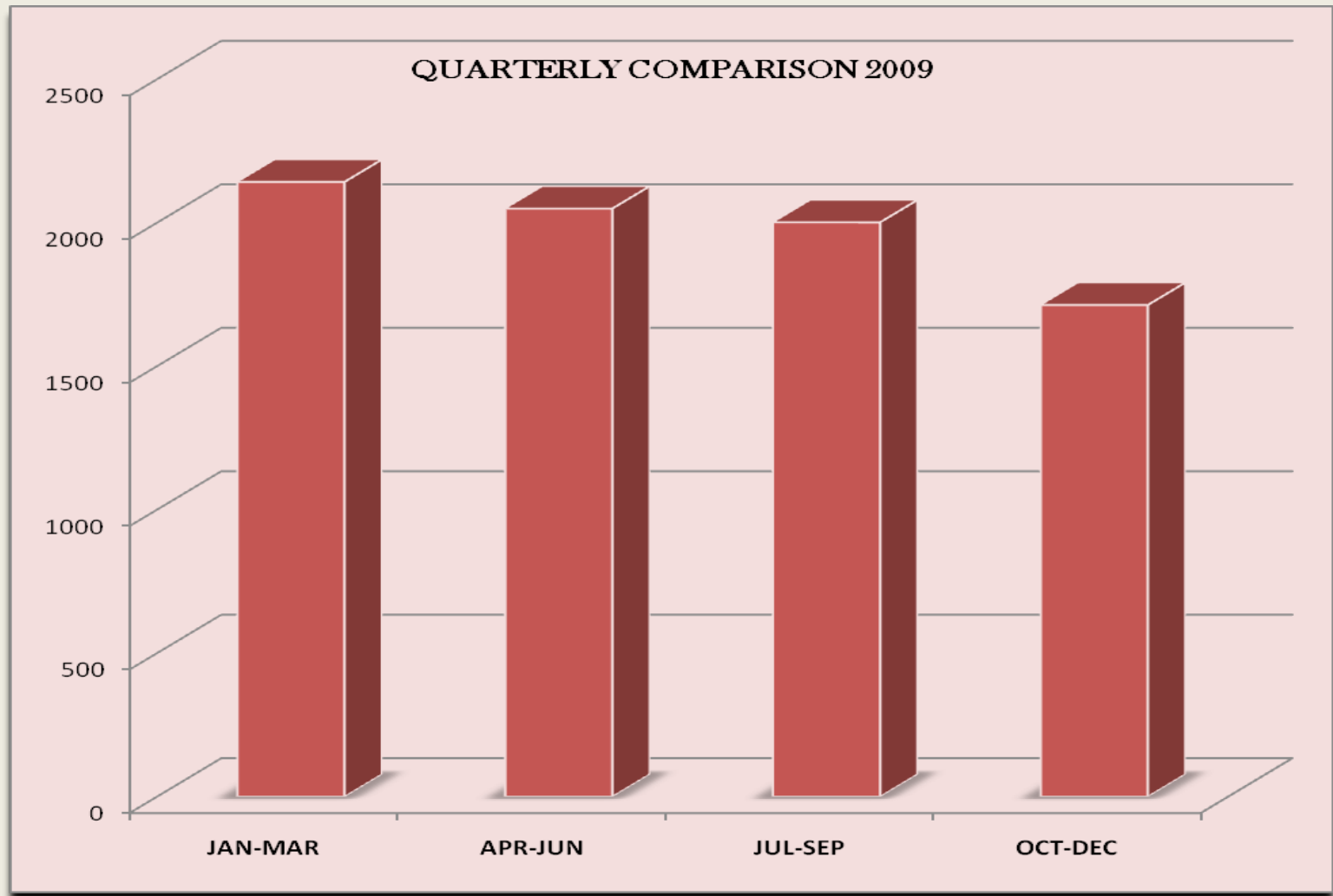
QUARTERLY COMPARISON 09

In quarterly comparison, there was a steady decrease in crimes, (93) reports in the second quarter, (48) in the third quarter and (288) during the last quarter of 2009. During the period under review, May had the **highest** number of reported crimes whilst December had the **lowest**. This decrease in crimes during December can be attributed to the increase of police vigilance within the most affected areas.

QUARTERLY COMPARISON 09

CATEGORY	JAN TO MARCH	APRIL TO JUNE	JULY TO SEP	OCT TO DEC	TOTAL
MAJOR CRIMES	911	828	853	741	3333
OTHER CRIMES	961	955	902	749	3567
SJO	244	236	223	194	897
CRIME CONTROL	20	21	15	15	71
LOTTERIES CONTROL	5	7	2	10	24
INTOXICATING LIQUOR	1	1	6	4	12
ENVIRONMENTAL PROTEC.	0	1	0	0	1
TOTAL	2142	2049	2001	1713	7905
		-93	-48	-288	

QUARTERLY COMPARISON 09



MAJOR CRIMES

AGAINST THE PERSON	715 or 21.4%
ROBBERY	526
MURDER	97
CARNAL KNOWLEDGE	34
UNLAWFUL CARNAL KNOWLEDGE	28
RAPE	30
AGAINST PROPERTY	2618 or 78.6%
AGGRAVATED BURGLARY	58
BURGLARY	1228
THEFT	969
THEFT OF MOTOR VEHICLE	150
THEFT FROM MOTOR VEHICLE	137
THEFT FROM THE PERSON	40
THEFT OF VESSEL	19
THEFT FROM VESSEL	3
CATTLE THEFT	14

Total Burglaries
1286

Total Thefts 1222

OTHER CRIMES VOLUME CRIME(S)

TOTAL	2766 or 77.5%
HARM	711
AGGRAVATED ASSAULT	650
WOUNDING	590
COMMON ASSAULT	457
DAMAGE TO PROPERTY	358

➤ VOLUME CRIMES IS EQUIVALENT TO 77.5%
of the total **OTHER CRIMES**

MAJOR CRIMES BY MONTH

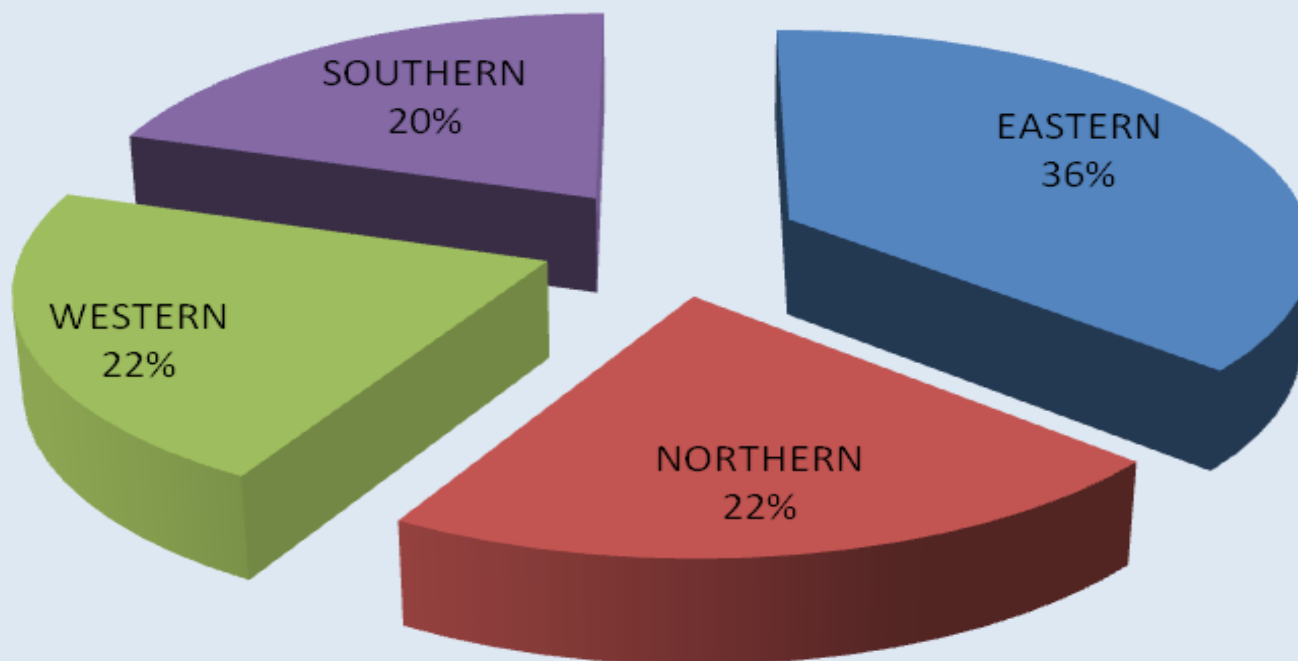
	JAN	FEB	MAR	APR	MAY	JUN	JUL	AUG	SEP	OCT	NOV	DEC	TOTAL
MURDER	10	7	12	8	8	8	7	5	11	8	2	11	97
RAPE	3	5	1	2	3	1		1		3	5	6	30
CARNAL KNOWLEDGE	3		2	2	3		4	5	4	3	4	4	34
UNLAWFUL CARNAL KNOWLEDGE	3	2	2	4	4	4	3	1		1	2	2	28
AGGRAVATED BURGLARY		1	4	4	6	5	4	8	5	8	8	5	58
BURGLARY	124	95	106	86	109	107	97	108	109	86	123	78	1228
ROBBERY	51	41	67	44	56	37	39	49	50	25	36	31	526
THEFT	92	79	90	71	78	88	88	78	81	66	97	61	969
THEFT FROM MOTOR VEHICLE	16	12	21	9	10	8	9	12	11	9	13	7	137
THEFT FROM THE PERSON	6	3	3	6	3	7	3	1	2		6		40
THEFT FROM VESSEL				1		1				1			3
THEFT OF CATTLE	3	1		1		2			3	2	1	1	14
THEFT OF MOTOR VEHICLE	17	12	12	10	14	15	17	19	11	10	4	9	150
THEFT OF VESSEL	3	1	1		2	1	1	5	2	1	2		19
TOTAL	331	259	321	248	296	284	272	292	289	223	303	215	3333

CRIMES BY REGION

	EASTERN						NORTHERN			WESTERN				SOUTHERN				
CATEGORY	TOTAL	BELIZE	S PEDRO	C CAULKER	LADYVILLE	HATTIE VILLE	TOTAL	COROZAL	O WALK	TOTAL	BELMOPAN	BENQUE	CAYO	TOTAL	DANGRIGA	ISF	P GORDA	TOTAL
OTHER CRIMES	1186 (33%)	906	188	14	75	3	880 (25%)	472	408	796 (22%)	323	107	366	705 (20%)	367	125	213	3567
MAJOR CRIMES	1385 (41%)	1095	149	16	116	9	621 (19%)	323	298	724 (22%)	333	61	330	603 (18%)	372	102	129	3333
SJO	304 (34%)	207	85	4	7	1	179 (20%)	91	88	178 (20%)	58	41	79	236 (26%)	123	34	79	897
CRIME CONTROL	5	2	3				33	7	26	21	1	10	10	12	3	5	4	71
LOTTERIES	3	3	0	0	0	0	0		0	3	0	0	3	18	17		1	24
LIQUOR	1	1	0	0	0	0	4	4	0	5	0	0	5	2	1	1		12
ENVIRON. PROTEC.	0	0	0	0	0	0	0		0	1	0	1	0	0				1
TOTAL	2884	2214	425	34	198	13	1717	897	820	1728	715	220	793	1576	883	267	426	7905

CRIMES BY REGION

COMPARISON BY REGION 2009



ARRESTS 2009

CATEGORY	JAN	FEB	MAR	APR	MAY	JUN	JUL	AUG	SEP	OCT	NOV	DEC	TOTAL
OTHER CRIMES	288	250	239	240	279	263	214	210	255	227	203	164	2832
MAJOR CRIMES	128	119	101	102	102	115	106	120	110	84	109	80	1276
SJO	62	79	59	57	52	60	57	52	66	67	74	37	722
CRIME CONTROL	1	9	2	3	5	6	6	6	2	2	5	4	51
LOTTERIES CONTROL ACT	0		3	3	1	4	0	2		4	4		21
EVIRON. PROTEC.	0					2	0						2
LOTTERIES	0						0					2	2
TOTAL	479	457	404	405	439	450	383	390	433	384	395	287	4906

DETECTION RATE

	DETECTION RATE
MAJOR CRIMES	38.2%
OTHER CRIMES	79.3%
SJO'S	80.4%
CRIME CONTROL	/
LIQOUR	/
LOTTERY	/
POLLUTION REG.	/
TOTAL	62%

OVERALL DETECTION RATE

ANNUAL CRIME RATE FALLS IN 2009

Statistics indicate a **decrease** in Major Crimes, Other Crimes and Summary Jurisdiction Offences with a percentage of 4.4%, 1.4% and 12.6% respectively when 2009 is compared with same period in 2008. Overall, there was a **crime reduction** of (348) crimes or (4.2%), when 8, 253 reports made in 2008 is compared with 7,905 in 2009.

CATEGORY	2008	2009	DECREASE
MAJOR CRIMES	3487	3333	154 (4.4%)
OTHER CRIMES	3616	3567	49 (1.4%)
SUMMARY JURISD. OFFENCES	1150	1005	145 (12.6%)
TOTAL	8253	7905	348 (4.2%)

MAJOR CRIMES COMPARISON JAN TO DEC. 08-09

MAJOR CRIMES	2008	2009	DECREASE
MURDER	103	97	6 (6%)
RAPE	38	30	8 (21%)
CARNAL KNOWLEDGE	98	62	36 (37%)
ROBBERY	532	526	6 (1%)
BURGLARY	1303	1286	29 (1%)
THEFT	1413	1332	81 (6%)
TOTAL	3487	3333	154 (4.4%)

**ANNUAL CRIME
ARREST
INCREASED IN 2009**

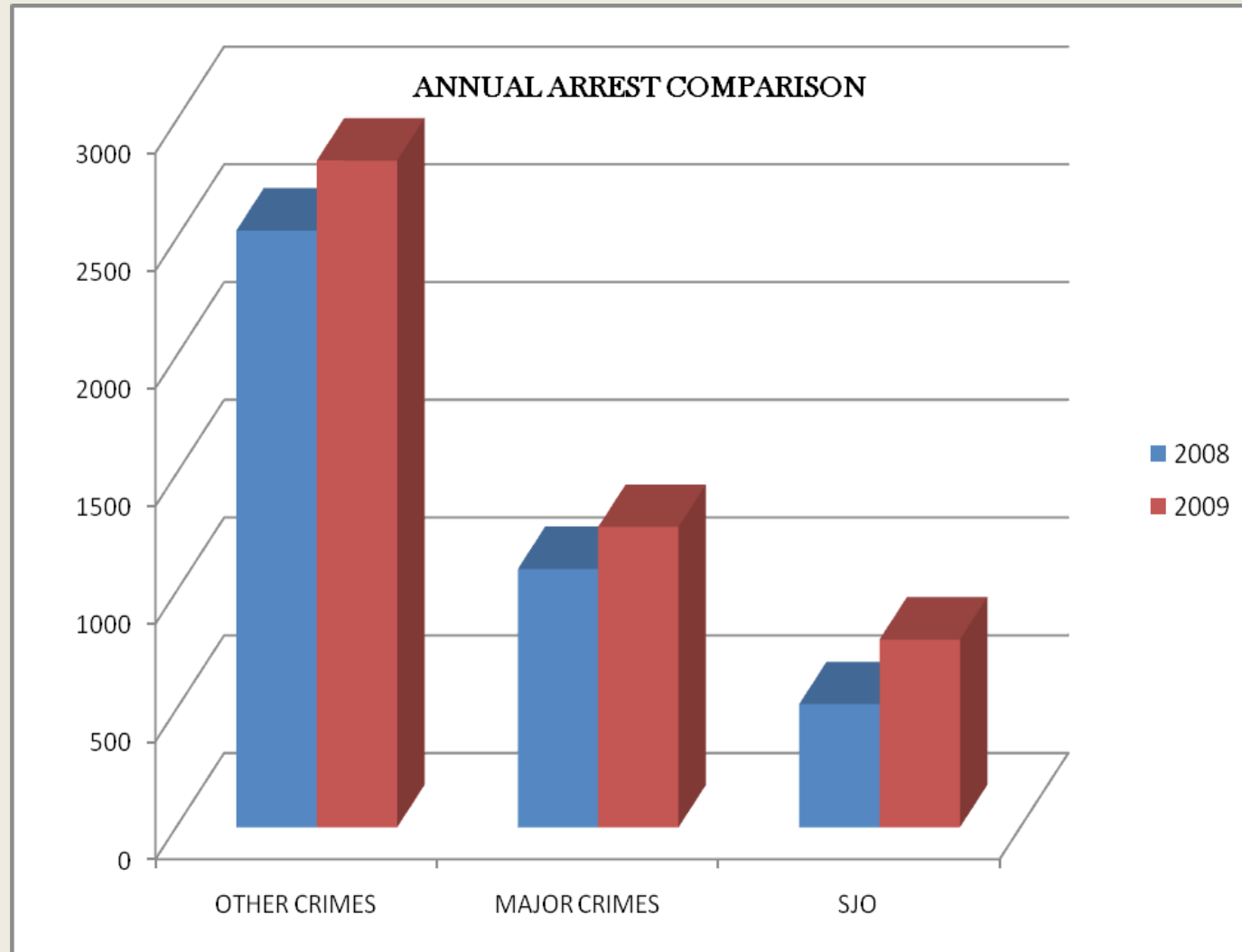
During the period under review, police arrested and charged a total of (4906) persons countrywide. When compared with the total number of crimes committed this represent 62% detection rate, most of the remaining 38% are cases that are under investigation.

During the same period in 2008, there were a total of (4155) arrests. This indicates an **increase** of (751) arrests in 2009, equivalent to 15.3%. Major Crimes, Other Crimes and Summary Jurisdiction Offences had an increase of 10.4%, 14% and 34.4% respectively.

ARRESTS COMPARISON JAN TO DEC 08-09

CATEGORY	2008	2009	INCREASE
OTHER CRIMES	2535	2832	10.4%
MAJOR CRIMES	1097	1276	14.0%
SJO	523	798	34.4%
TOTAL	4155	4906	15.3%

ARRESTS COMPARISON JAN TO DEC 08-09



ANNUAL MAJOR CRIMES COMPARISON 00 - 09

SUMMARY	2000	2001	2002	2003	2004	2005	2006	2007	2008	2009
Murder	42	62	86	66	79	81	92	95	103	97
Rape	73	56	54	50	53	47	43	38	38	30
Robbery	582	543	570	443	440	653	526	514	532	526
Burglary	1886	1902	1921	1741	1660	1758	1514	1256	1303	1286
Theft	1812	1851	1885	1707	1533	1587	1587	1233	1413	1332
C. Knowledge	n/a	n/a	n/a	n/a	n/a	n/a	90	66	98	62
TOTAL	4395	4414	4516	4007	3765	4126	3852	3202	3487	3333

INTERESTING HIGHLIGHTS

According to the Statistical Institute of Belize, our national population in 2008 was 322, 100 and at midyear 2009 it was 333, 200. www.statisticsbelize.org.bz

			# of crimes per 100,000	
CATEGORY	2008	2009	2008	2009
MAJOR CRIMES	3487	3333	1083	1000
OTHER CRIMES	3616	3567	1123	1071
SUMMARY JURISD. OFFENCES	1150	1005	357	302
TOTAL	8253	7905	2562	2372

INTERESTING HIGHLIGHTS

			# of crimes per 100,000	
MAJOR CRIMES	2008	2009	2008	2009
MURDER	103	97	32	29
RAPE	38	30	12	9
CARNAL KNOWLEDGE	98	62	30	19
ROBBERY	532	526	165	158
BURGLARY	1303	1286	405	386
THEFT	1413	1332	439	400



END OF PRESENTATION